

# AR 75<sup>E</sup>T

**Operation weight:**


**6000 kg**

**Power:**

**55,4 kW (75,4 HP)**

**Shovel capacity:**

**1,0 m<sup>3</sup>**



**ATLAS**  
**WEYCOR**

# AR 75<sup>E</sup>T



# Small e. Big effect.



**ATLAS Weyhausen wheel loaders are more than the sum of their parts. They reflect true passion, a fascination with technology and 'made in Germany' quality.**

It's thanks to the innovative spirit of our people, their dedication to detail and their passion for powerful engine technology that this new **e-generation of wheel loaders** has been developed.

The small "e" stands for

- emission reduction: even lower emissions than statutory requirements\*
- efficient: higher power, lower consumption
- evolutionary: advanced designs that are optimised down to the smallest detail

# ATLAS WEYCOR: POWERFUL.



## Deutz engine technology

### TD 2.9 L4

Newly-designed, water-cooled 4-cylinder inline engine with cooled, external exhaust gas recirculation with and without turbocharging and optionally with and without charge air cooling.

Use of DVERT® oxidation catalyst (DOC) enables maintenance-free operation under all application and ambient conditions.

The powerful Common Rail injection system and highly-efficient combustion process with cooled external exhaust gas recirculation ensure optimum engine performance at low fuel consumption and exhaust emissions.

Best cold starting performance even under extreme conditions.

The engines meet the requirements of the EU Stage IIIB and US EPA Tier 4 interim with DVERT® oxidation catalyst.



## Hydraulic quick-change attachment

By allowing you to change the wheel loader's attachments in a few seconds, it turns the vehicle into an all-rounder..



## Latest kinematics technology

The proven and tested ATLAS kinematics with its exceptional tear-out force and excellent lifting heights. Telescopic cylinder with endposition cushioning.



## Articulated joint

The combination of pendulum joint and the rear oscillating axle provides for excellent maneuverability and cross-country mobility. Even on challenging terrain, the low center of gravity ensures exceptional stability.

# PRECISE. RELIABLE.



## Easy maintenance


Low-maintenance and quick, easy servicing is achieved by central, consolidated, easy-to-reach service points.

## Comfortable cabin

In addition to the excellent circumferential visibility in the wheel loader, its clearly arranged controls and its ergonomic design.

## Powerful drive unit

ATLAS WEYCOR wheel loaders are equipped with state-of-the-art engines which combine high power reserves for challenging operations with up-to-date low emission values.



## Separate inching pedal.

Less wear & tear and fuel consumption: In contrast to the conventional combined brake/inching pedal, with the separate inching pedal, the risk of inadvertently activating the main brake while you drive is eliminated.



## Negative brake

Serves to maintain a stable position while the wheel loader is driven on slopes with the brake or inching function activated. All four wheels are automatically blocked as soon as the engine is stopped.

# AR 75<sup>e</sup> T

## TECHNICAL DATA

### Engine

**Make:** \_\_\_\_\_ TD 2.9 L4  
**Type:** \_\_\_\_\_ water cooled  
**Power\*\*\*:** \_\_\_\_\_ set to 55,4 kW (75,4 HP)  
 at 2300 min<sup>-1</sup>  
**Max. torque:** \_\_\_\_\_ 260 Nm at 1800 min<sup>-1</sup>  
**Stroke:** \_\_\_\_\_ 2920 cm<sup>3</sup>  
**Cylinders:** \_\_\_\_\_ 4 in line

Diesel engine ready for EU Stage IIIB. Common Rail injection system with cooled external exhaust gas recirculation and oxidation catalyst.

No regeneration necessary.

### Electrical System

**Operating voltage** \_\_\_\_\_ 12 V  
**Battery** \_\_\_\_\_ 12 V/100 Ah  
**Alternator** \_\_\_\_\_ 14 V/95 A  
**Starter** \_\_\_\_\_ 12 V/2,6 kW

### Drive

- Output-regulated hydrostatic drive with pressure cut off and closed circuit acting on all 4 wheels
- Speed with standard tires:  
 Operating speed range 0–6,5 km/h  
 Road speed range 0–20 km/h  
 Optional high speed 40 km/h (upon request)
- 1st and 2nd hydraulic gear can be engaged under load, forward/backward travel also
- Forward/backward travel, speed ranges and off-position operational via ATLAS joystick
- Drive operated by accelerator and separate inching pedal for best distribution of the hydraulic power for thrust and lifting forces

### Brakes

**Standard brake:** Multi-disc brake in oil bath acting on all 4 wheels. Supplementary brake functions via inching pedal and hydrostatic drive acting on all 4 wheels.

**Parking brake:** Parking brake as spring-loaded brake acting on all 4 wheels. In case of standstill of engine the spring-loaded brake is automatically re-activated.

### Axes

Rigid axle front, pendulum rear axle with planetary reduction gears in wheel hubs, electrically connected 100% - differential lock in front and rear axle.

### Steering

- Fully hydraulic center pivot steering and oscillating rear axle
- Front and rear wheels follow the same track
- Steering angle of 40° to each side, ±10° angular movement at rear of vehicle
- Operating pressure of steering hydraulics 175 bar
- Emergency steering function

### Tires

**Standard:** 16/70 R20 MPT 14 PR –  
 Multi-purpose tires for earth moving machines, with good traction, self-cleaning and firm stability

Special tires upon request

### Hydraulic system

- Gear pump for loading and steering hydraulics
- Priority valve favoring steering hydraulics
- Lowering brake dependent of load
- 4<sup>th</sup> hydraulic section
- Loading hydraulic hydraulically pre-activate via ATLAS joystick, including float position
- Operating pressure 230 bar, Delivery of pump 69 l/min

### Loading equipment

- Powerful and solid Z – kinematics with high tear out force
- Telescopic range 1200 mm
- Telescopic cylinder with damping working cylinder
- Hydraulic quick change device
- Activation of all functions via ATLAS joystick
- Parallel movement while using pallet forks
- Locking device acc. to German StVZO for road travel

**Lifting 6,5 s**

**Lowering 6,0 s**

**Tipping 1,8 s**

### Fuel/oil capacities

Diesel: 80 l

Hydraulic oil: 75 l

Front axle: 4,5 l

Gear oil: 2,5 l

Engine oil: 13 l

Rear axle: 4,2 l

Cooling liquid: 15 l

### Specific gravity for material handling weight (t/m<sup>3</sup>)

#### CONSTRUCTION

concrete \_\_\_\_\_ 1,9  
 soil (dry) \_\_\_\_\_ 1,5  
 soil (watery) \_\_\_\_\_ 2,0  
 rock (fill) \_\_\_\_\_ 2,4  
 granite \_\_\_\_\_ 1,8  
 limestone \_\_\_\_\_ 1,6  
 gravel (dry) \_\_\_\_\_ 1,9  
 gravel (watery) \_\_\_\_\_ 2,1  
 loam \_\_\_\_\_ 1,7  
 plaster \_\_\_\_\_ 2,2  
 sand (dry) \_\_\_\_\_ 1,9  
 sand (watery) \_\_\_\_\_ 2,1

sandstone \_\_\_\_\_ 2,4  
 shale \_\_\_\_\_ 2,2  
 sediment \_\_\_\_\_ 2,1  
 crushed stone \_\_\_\_\_ 1,5  
 de-icing salt \_\_\_\_\_ 1,3  
 clay \_\_\_\_\_ 1,6  
 cement \_\_\_\_\_ 1,7  
 clinker (stacked) \_\_\_\_\_ 1,8

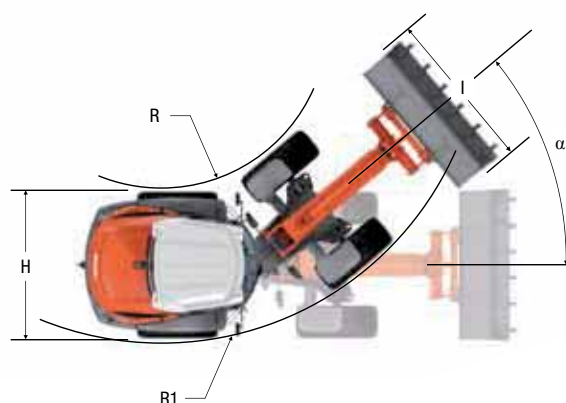
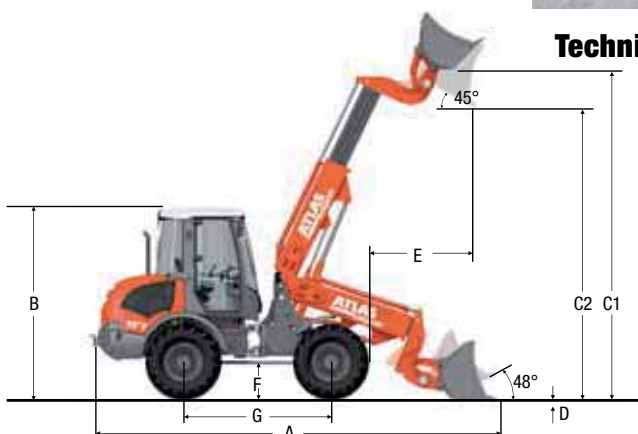
#### INDUSTRY

ember \_\_\_\_\_ 0,7  
 brown coal briquette \_\_\_\_\_ 0,8  
 ferrous product \_\_\_\_\_ 7,8  
 iron ore \_\_\_\_\_ 2,3  
 cullet \_\_\_\_\_ 1,9  
 gas coke \_\_\_\_\_ 0,4  
 timber \_\_\_\_\_ 0,8  
 mineral coal \_\_\_\_\_ 1,2  
 paper \_\_\_\_\_ 0,9  
 slag \_\_\_\_\_ 1,0  
 slag concrete \_\_\_\_\_ 2,7

#### LANDSCAPING, AGRICULTURE

agricultural crop \_\_\_\_\_ 0,7  
 grain \_\_\_\_\_ 0,6  
 hay \_\_\_\_\_ 0,3  
 potash \_\_\_\_\_ 1,1  
 compost \_\_\_\_\_ 1,0  
 flour \_\_\_\_\_ 0,5  
 clay (watery) \_\_\_\_\_ 2,3  
 phosphate fertilizer \_\_\_\_\_ 2,2  
 turf (watery) \_\_\_\_\_ 1,1  
 turf (dry) \_\_\_\_\_ 0,4  
 mineral fertiliser \_\_\_\_\_ 1,0

### Technical data AR 75 e T with standard shovel



A 5804 mm  
 B 2796 mm  
 C1 4838 mm  
 C2 4080 mm  
 E 1380 mm  
 F 492 mm  
 G 2200 mm  
 H 1950 mm  
 I 2150 mm  
 R 3840 mm  
 R1 5150 mm  
 α 40°

## STANDARD EQUIPMENT

### Inclusive

- Rear driving mirrors, foldable
- Heatable rear screen
- Comfortable access to cab from both side
- Joystick with integrated proportional steering including telescoping function
- ATLAS diagnostic system
- Control lights for speed range, forward/backward travel
- Lights acc. to German StVZO for road travel
- Individually adjustable driver's seat with adjustable right arm rest
- Engine oil heating with heat exchange and 4-stage fan
- Front windscreen ventilation, variable output
- Sound absorbing ROPS cab
- Windscreen wipe and wash unit in front and rear
- Sun visor, coat hook, ceiling lamp, stow facility
- Adjustable steering column
- Heat protection glazing with targetinted screens
- Control lights for engine oil pressure, overheating, hydraulic oil temperature, battery power, parking brake and air filter
- Central dashboard with indicators for preheating, engine temperature, fuel, working hour meter
- Cyclone dust separator with Air filter control

## OPTIONS

### Technical options

- Stability damping system
- High speed version 40 km/h
- Air conditioning
- Hand throttle unit
- Load check valve
- Main battery switch
- Corrosion prevention against salt
- Special paintings and oils
- Trailer coupling
- Heatable and air cushioned seats
- Auxiliary heating, comfort cab
- Radio
- Warning beacon
- Doors with sliding windows, left and right side
- Anti-theft-device with code stick
- Glass roof arrangeable

More options upon request

## OPERATING DATA

Shovel capacity acc. to SAE:	1,0 m <sup>3</sup>
Track width:	1520 mm
Tear out force:	4300 daN
Torque:	4310 daN
Tipping load, straight:	3500 kg
Tipping load, straight/extended:	1970 kg
Tipping load, articulated:	3150 kg
Tipping load, articul./extended:	1760 kg
Lifting capacity at ground level:	3600 daN
Service weight:	6000 kg

### Differing data for use of pallet forks

(500 mm distance to center of gravity)\*

Static tipping load, articulated:	2680 kg
Static tipping load, articulated/extended:	1590 kg
Lifting capacity:	2710 daN
Payload 80% even surface**:	2144 kg
Payload 80% extended boom**:	1272 kg
Payload 60% uneven surface***:	1608 kg
Payload 60% extended boom***:	954 kg

### Sound level

#### Average acoustic

power-level  $L_{WA}^{(1)}$ : 100,0 dB(A) F

#### Guaranteed acoustic

power-level  $L_{WA}^{(2)}$ : 101,0 dB(A)

Sound pressure level  $L_p^{(3)}$ : 77,0 dB(A)

### Specific vibration-data

#### Hand- / arm- / body

-vibration<sup>(4)</sup>: < 2,5 / 0,5 m/s<sup>2</sup>

\* Travel with load only permitted close to the ground.

\*\* According to ISO 8313 and EN 474-3.

\*\*\* According to ISO 14396, EU RL97/68/EC.

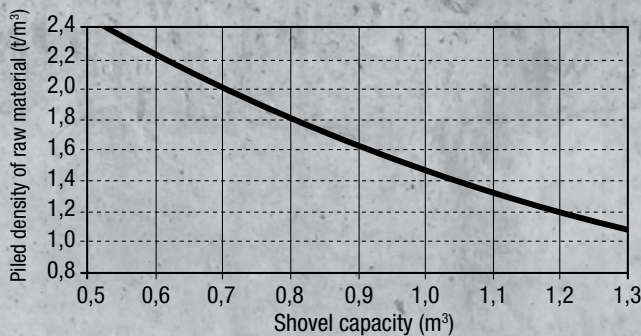
(1) According to 2000/14/EG & appendixes.

(2) According to 2000/14/EG & appendixes.

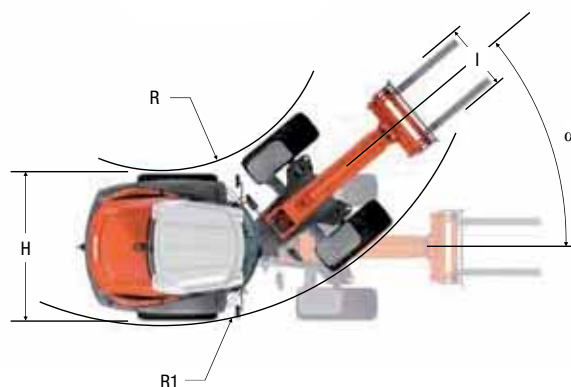
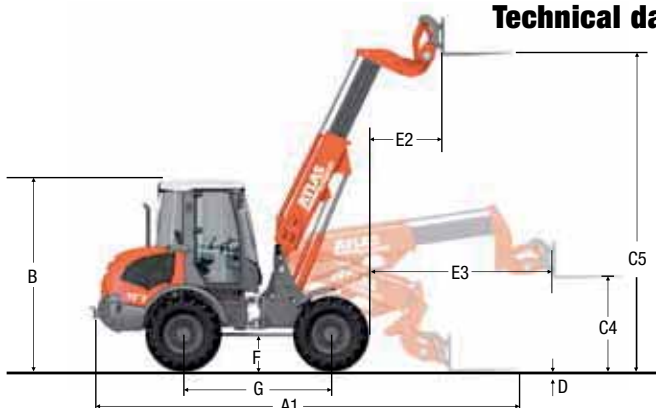
(3) According to ISO 6396.

(4) According to ISO 8041.

## Diagram for shovel selection



## Technical data AR 75 e T with pallet forks



A1	6124 mm
B	2796 mm
C4	1530 mm
C5	4650 mm
E	1380 mm
E2	1074 mm
E3	2695 mm
F	492 mm
G	2200 mm
H	1950 mm
I1	1030 mm
R	3840 mm
R1	5150 mm
$\alpha$	40°

# Product range



## AR 30

**Operation weight** 2150 kg  
**Power** 24,6 kW/33,5 HP  
**Shovel capacity** 0,32 m<sup>3</sup>



## AR 35 / AR 35 Super

**Operation weight** 2500 kg/2875 kg  
**Power** 24,6 kW/33,5 HP  
 29,4 kW/40 HP  
**Shovel capacity** 0,34 m<sup>3</sup>/0,40 m<sup>3</sup>



## AR 40

**Operation weight** 3300 kg  
**Power** 29,4 kW/40 HP  
**Shovel capacity** 0,50 m<sup>3</sup>



## AR 60

**Operation weight** 4300 kg/4650 kg  
**Power** 36,5 kW/49,7 HP  
**Shovel capacity** 0,80 m<sup>3</sup>



## AR 65 e

**Operation weight** 5000 kg  
**Power** 55,4 kW/75,4 HP  
**Shovel capacity** 0,8 - 1,00 m<sup>3</sup>



## AR 75 e

**Operation weight** 5760 kg  
**Power** 55,4 kW/75,4 HP  
**Shovel capacity** 1,00 m<sup>3</sup>



## AR 75 e S

**Operation weight** 6280 kg  
**Power** 55,4 kW/75,4 HP  
**Shovel capacity** 0,80 m<sup>3</sup>



## AR 75 e T

**Operation weight** 6000 kg  
**Power** 55,4 kW/75,4 HP  
**Shovel capacity** 1,00 m<sup>3</sup>



## AR 80 e

**Operation weight** 6220 kg  
**Power** 70 kW/95 HP  
**Shovel capacity** 1,00 - 1,20 m<sup>3</sup>



## AR 85 e

**Operation weight** 7000 kg  
**Power** 80 kW/109 HP  
**Shovel capacity** 1,30 - 1,40 m<sup>3</sup>



## AR 95 e / AR 95 e Super

**Operation weight** 7900 kg/8200 kg  
**Power** 85 kW/115,5 HP  
 95 kW/129 HP  
**Shovel capacity** 1,40 m<sup>3</sup>/1,60 m<sup>3</sup>



## AR 105 e

**Operation weight** 9450 kg  
**Power** 105 kW/143 HP  
**Shovel capacity** 1,60 - 1,80 m<sup>3</sup>

Compliance with the new statutory limits for exhaust emissions is one thing. Deriving tangible benefits for our customers is another. We are proud to have incorporated both in the development of the new generation of wheel loaders.

Higher power - lower consumption plus a series of other innovative features that make a genuinely positive difference in a construction site environment. All the features inside are now represented on the outside by a small "e" and the new product name "ATLAS weycor".

\*ATLAS WEYCOR is an ATLAS WEYHAUSEN GMBH brand

